



## Trans-Tasman Fund

31 July 2022

### Performance Commentary

The Trans-Tasman Fund was up 6.91% whilst the S&P/NZX50 benchmark was up 5.74% for the month.

Redbubble (+31%), IVE Group (+25%) and OFX Group (+19%) were the main contributors for the month. The share prices of these companies bounced back up after experiencing substantial selloffs in June. The main detractors to relative performance were the fund's underweight positions in Vector (+12%), Freightways (+13%) and Summerset Group (12%). There was little company news over July as many of them are lined up to report earnings in August

### Portfolio Strategy

The Castle Point Trans-Tasman Fund invests in New Zealand and Australian Listed Companies and is benchmarked to the S&P/NZX 50 Index. The objective of the portfolio is to outperform the benchmark over rolling three year periods. With its high active share the portfolio targets a tracking error of between 3-6% and will typically have less than 5% in cash at any time.

### Performance to 31 July 2022 (Net of fees & excl ICs)\*

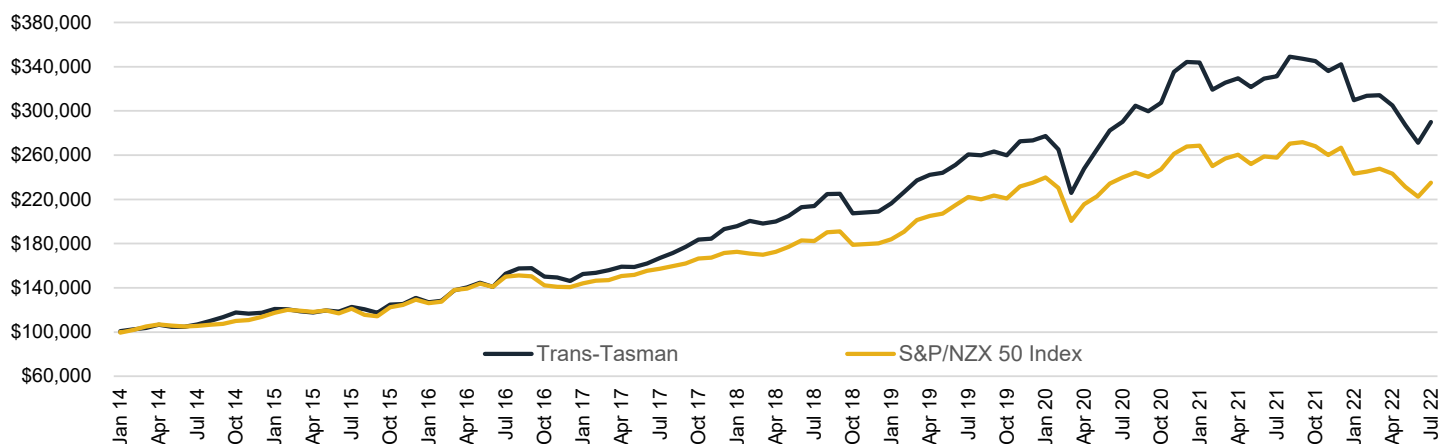
	Past Month	Past Quarter	Past Year	Past 3 Years (p.a.)	Past 5 Years (p.a.)	Since Inception (p.a.)
Trans-Tasman Portfolio	6.91%	-4.90%	-12.51%	3.60%	11.59%	13.23%
S&P/NZX50 Index excluding IC's	5.74%	-3.30%	-8.75%	1.91%	8.36%	10.52%
Out/Under Performance	+1.17%	-1.60%	-3.76%	+1.69%	+3.23%	+2.71%

\*The inception date of the PIE fund is 20 November 2018. The performance numbers from 17 January 2014 to 20 November 2018 are from a Wholesale Individually Managed Account with the same strategy.

### Key Facts

Supervisor	Public Trust	Distribution	Quarterly
Custodian	MMC limited	Return Target	S&P/NZX50 Index
Administrator	MMC limited	Recommended Investment Horizon	Long term (at least 5 years)
Auditor	PwC	Minimum Initial Investment	\$10,000
Liquidity	Daily	Minimum Additional Investment	\$1,000

### Growth of \$100,000 (Net of fees & excl ICs)



Past performance is not necessarily an indication of future performance.



## Trans-Tasman Fund

31 July 2022

### Largest Overweight Positions

Company	Currency	Weight
Insignia Financial	AUD	2.2%
Contact Energy	NZD	2.1%
Fletcher Building	NZD	2.0%
AFT Pharmaceuticals	NZD	1.9%
Redbubble	AUD	1.9%
OFX Group	AUD	1.9%
IVE Group	AUD	1.6%
Macmahon Holdings	AUD	1.5%
Corporate Travel Management	AUD	1.5%
The Reject Shop	AUD	0.9%

### Largest Underweight Positions

Company	Currency	Weight
Pushpay Holdings	NZD	-1.0%
Vector	NZD	-1.0%
Heartland Goup Holdings	NZD	-1.0%
Summerset Group	NZD	-0.9%
Arvida Group	NZD	-0.9%
Fisher & Paykel Healthcare	NZD	-0.9%
Auckland International Airport	NZD	-0.9%
Spark New Zealand	NZD	-0.9%
Skellerup Holdings	NZD	-0.9%
Chorus	NZD	-0.9%

### Distribution History (last 4 quarters)

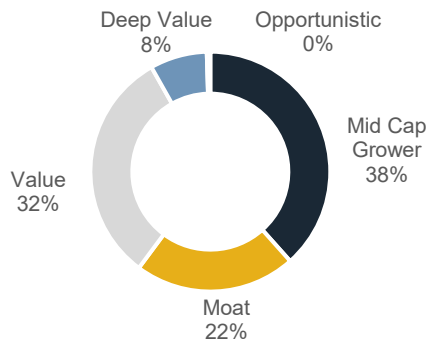
Date	Dollars per Share (\$)	Unit Price (\$)	Yield per distribution
20/07/2022	0.015	2.5361	0.59%
20/04/2022	0.025	2.8127	0.89%
20/01/2022	0.015	2.9995	0.50%
20/10/2021	0.025	3.1755	0.79%

Distributions are paid quarterly in January, April, July and October

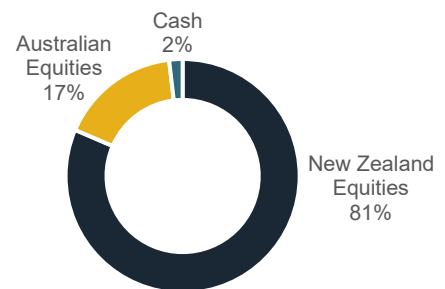
### Monthly Voting and Engagement

	For	Against	Abstained	Total Votes
AFT Pharmaceuticals	3			3
Goodman Property Trust	1			1
Mainfreight	4			4
Ryman Healthcare	3			3

### Equity Overweights by Category



### Holdings by Country



**Fees:** 1.05% capped management fee which covers our management fee and normal operating expenses of the fund.

No entry or exit fees are currently charged, but there is a buy/sell spread of 0.30% of each investment / withdrawal.



Morningstar Rating™ as at 30.06.22



Castle Point 2021 Winner of the Morningstar Fund Manager of the Year: Domestic Equities, New Zealand



Zenith FundSource Australasian Equities Manager of the Year 2019 and Zenith FundSource Boutique Manager of the Year 2019

Castle Point has taken all reasonable care in the preparation of this Factsheet, however accepts no responsibility for any errors or omissions contained within. Opinions expressed in this Factsheet are our view as at the date of issue and may change.

Morningstar Awards 2021©. Morningstar, Inc. All Rights Reserved. All Rights Reserved. Awarded to Castle Point for Morningstar Fund Manager of the Year: Domestic Equities, New Zealand.

