



Ranger Fund

31 October 2020

Performance Commentary

The Ranger Fund was up 0.97% in October.

Coventry Group was the biggest positive contributor for the fund following a solid trading update midway through the month. Coventry is an Australasian industrial services and supplies business (nuts and bolts and hydraulic fluids) which has proven to be resilient to the impacts of COVID-19. The trading update confirmed that the turnaround in the business is proceeding well with revenue continuing to improve. Group revenue for the first quarter of the new financial year was up nearly 8% on the same time last year. The share price rose 22% on the back of this positive update.

Capral, Australia's largest extruder and distributor of aluminium, is also in turnaround mode and proving to be COVID-19 resilient. During October they issued new guidance that confirmed increased profitability and raised the potential for an interim dividend. Its share price rose 26% on this news.

Corporate Travel Management and Retail Food Group were the main drags on performance as their share prices consolidated after strong recent gains. They were down 14% and 5% respectively.

Fund Strategy

The investment strategy of the fund is to exploit market inefficiencies resulting from a bias to short term performance by financial market investors, through investing in a range of Australasian assets. Castle Point has broad discretion on the type and proportion of Australasian assets the fund invests into. Given the broad investment mandate of the fund there is no target asset allocation or investment mix. There are some restrictions and investment limits on certain assets. Refer to the fund's current statement of investment policy and objectives.

Performance to 31 October 2020 (net of fees)

	Past Month	Past Quarter	Past Year	Past 3 Years (p.a.)	Past 5 Years (p.a.)	Since Inception (p.a.)*
Ranger Fund	0.97%	11.04%	17.62%	15.93%	16.28%	13.50%
NZ Official Cash Rate plus 5%	0.44%	1.30%	5.55%	6.27%	6.58%	7.00%
Over/Under Performance	+0.53%	+9.74%	+12.07%	+9.66%	+9.70%	+6.50%

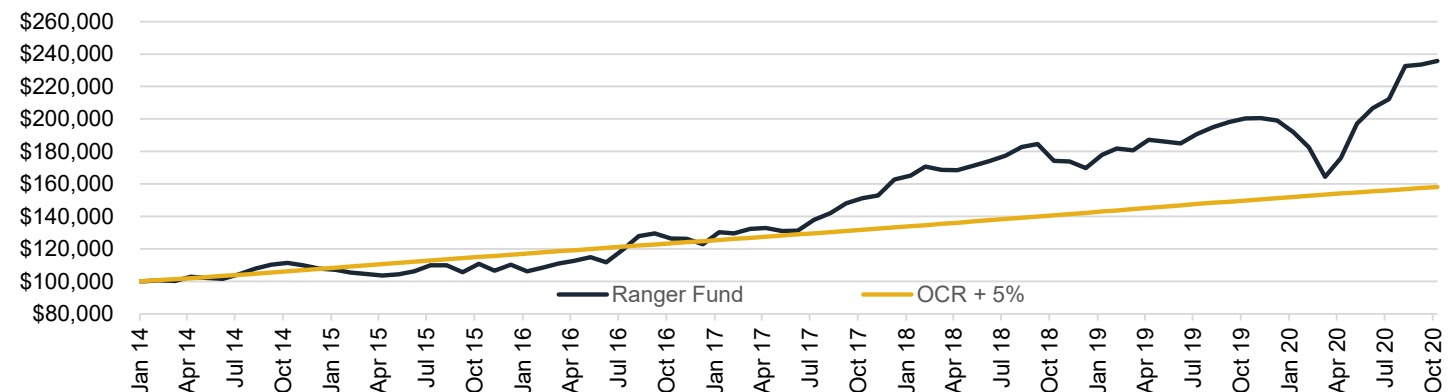
*Fund inception 24th January 2014

For performance versus a market index, refer to our quarterly Fund Update

Key Facts

Supervisor	Public Trust	Distribution	None
Custodian	MMC limited	Return Target	NZ OCR + 5%
Administrator	MMC limited	Recommended Investment Horizon	Long term (at least 5 years)
Auditor	Deloitte	Minimum Initial Investment	\$10,000
Liquidity	Daily	Minimum Additional Investment	\$1,000

Growth of \$100,000 after fees





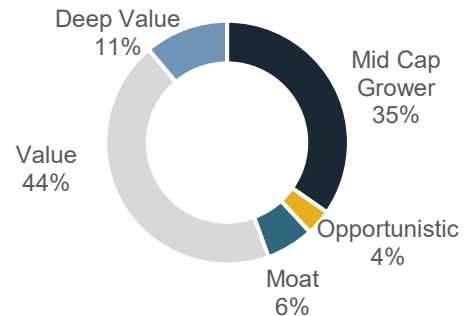
Ranger Fund

31 October 2020

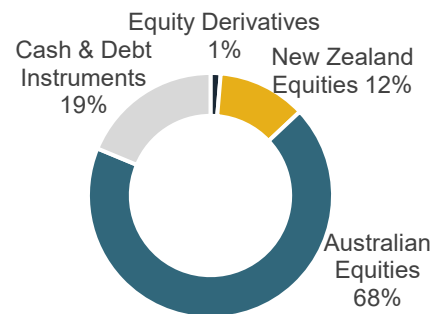
Largest Equity Holdings

Redbubble	AUD	7.2%
Fletcher Building	NZD	5.6%
Retail Food Group	AUD	5.5%
Macmahon Holdings	AUD	5.1%
OFX Group	AUD	5.1%
AFT Pharmaceuticals	NZD	5.1%
IVE Group	AUD	5.1%
AMA Group	AUD	5.0%
Corporate Travel Management	AUD	4.7%
The Reject Shop	AUD	4.5%
Other Australasian Listed Holdings		27.0%
Equity Derivatives		1.3%
Cash & Debt Instruments		18.7%

Equity Holdings by Category



Holdings By Country



Fees

1.05% capped management fee plus a performance fee equal to 15% of any returns above the performance hurdle. The performance hurdle is the New Zealand Official Cash Rate plus 5%. A perpetual High Water Mark applies to the performance hurdle. No entry or exit fees are currently charged.



Morningstar Rating™ as at 30.09.20



- Zenith FundSource Australasian Equities Manager of the Year 2019
- Zenith FundSource Boutique Manager of the Year 2019

Castle Point has taken all reasonable care in the preparation of this Factsheet, however accepts no responsibility for any errors or omissions contained within. Past performance is not necessarily an indication of future performance. Opinions expressed in this Factsheet are our view as at the date of issue and may change.

Castle Point Ranger Fund received a 5 Star Overall Morningstar Rating™, a 5 Star 3-Year Morningstar Rating™ and a 4 Star 5-Year Morningstar Rating™ out of 25 funds for Overall and 3-Year, whereas 24 funds for 5-Year in Equity Region Australasia funds as of 30/9/2020

© 2020 Morningstar, Inc. All rights reserved. Neither Morningstar, its affiliates, nor the content providers guarantee the data or content contained herein to be accurate, complete or timely nor will they have any liability for its use or distribution. Any general advice or 'class service' have been prepared by Morningstar Australasia Pty Ltd (ABN: 95 090 665 544, AFSL: 240892) and/or Morningstar Research Ltd, subsidiaries of Morningstar, Inc, without reference to your objectives, financial situation or needs. Refer to our Financial Services Guide (FSG) for more information at www.morningstar.com.au/s/fsg.pdf. You should consider the advice in light of these matters and if applicable, the relevant Product Disclosure Statement before making any decision to invest. Our publications, ratings and products should be viewed as an additional investment resource, not as your sole source of information. Past performance does not necessarily indicate a financial product's future performance. To obtain advice tailored to your situation, contact a professional financial adviser.

The Morningstar Rating is an assessment of a fund's past performance – based on both return and risk – which shows how similar investments compare with their competitors. A high rating alone is insufficient basis for an investment decision.

