



## Ranger Fund

31 January 2021

### Performance Commentary

The Ranger Fund was down 0.87% in January.

It was a relatively quiet month for the fund. Redbubble was the strongest contributor to performance and AMA Group was the largest detractor. AMA's share price was down 19% for the month following the surprise resignation of CEO, Andy Hopkins. The company has begun a formal process to recover a sum approximating \$1 million from him. Current Board member, Carl Bizon, as been appointed CEO. The company has stated that the company's three core business units continue to rebound well from COVID-19 disruptions under capable leadership of the respective division heads. This is obviously not a positive event, but the company is well placed and the potential to prosper under good leadership remains.

### Fund Strategy

The investment strategy of the fund is to exploit market inefficiencies resulting from a bias to short term performance by financial market investors, through investing in a range of Australasian assets. Castle Point has broad discretion on the type and proportion of Australasian assets the fund invests into. Given the broad investment mandate of the fund there is no target asset allocation or investment mix. There are some restrictions and investment limits on certain assets. Refer to the fund's current statement of investment policy and objectives.

### Performance to 31 January 2021 (net of fees)

	Past Month	Past Quarter	Past Year	Past 3 Years (p.a.)	Past 5 Years (p.a.)	Since Inception (p.a.)*
Ranger Fund	-0.87%	11.36%	36.79%	16.69%	19.83%	14.73%
NZ Official Cash Rate plus 5%	0.44%	1.30%	5.36%	6.14%	6.46%	6.94%
Over/Under Performance	-1.31%	+10.06%	+31.43%	+10.55%	+13.37%	+7.79%

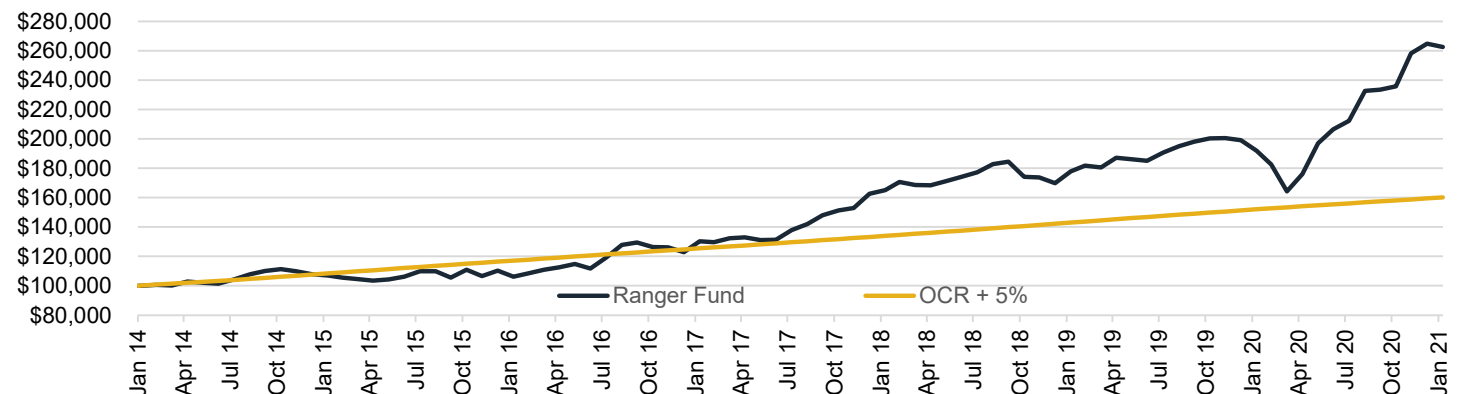
\*Fund inception 24th January 2014

For performance versus a market index, refer to our quarterly Fund Update

### Key Facts

Supervisor	Public Trust	Distribution	None
Custodian	MMC limited	Return Target	NZ OCR + 5%
Administrator	MMC limited	Recommended Investment Horizon	Long term (at least 5 years)
Auditor	PwC	Minimum Initial Investment	\$10,000
Liquidity	Daily	Minimum Additional Investment	\$1,000

### Growth of \$100,000 after fees





## Ranger Fund

31 January 2021

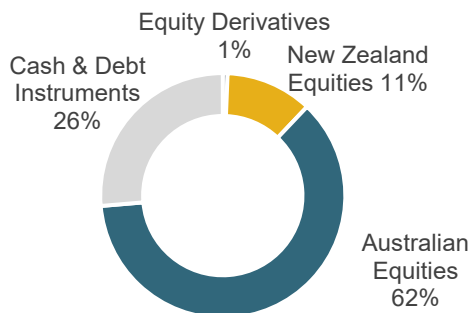
### Largest Equity Holdings

Redbubble	AUD	8.0%
Fletcher Building	NZD	5.4%
AFT Pharmaceuticals	NZD	5.2%
Corporate Travel Management	AUD	5.1%
The Reject Shop	AUD	5.1%
IVE Group	AUD	5.0%
OFX Group	AUD	5.0%
Macmahon Holdings	AUD	4.9%
Retail Food Group	AUD	4.8%
AMA Group	AUD	4.1%
Other Australasian Listed Holdings		20.4%
Equity Derivatives		0.6%
Cash & Debt Instruments		26.3%

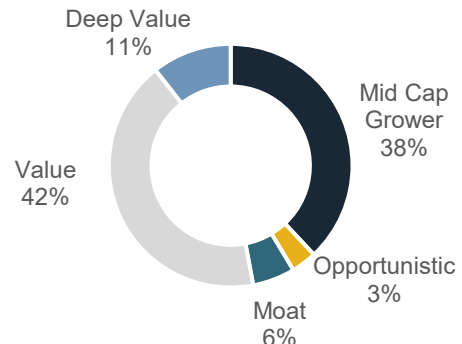
### Monthly Voting and Engagement

	For	Against	Abstained	Total Votes

### Holdings By Country



### Equity Holdings by Category



**Fees:** 1.05% capped management fee plus a performance fee equal to 15% of any returns above the performance hurdle. The performance hurdle is the New Zealand Official Cash Rate plus 5%. A perpetual High Water Mark applies to the performance hurdle. No entry or exit fees are currently charged.



- Zenith FundSource Australasian Equities Manager of the Year 2019
- Zenith FundSource Boutique Manager of the Year 2019

Castle Point has taken all reasonable care in the preparation of this Factsheet, however accepts no responsibility for any errors or omissions contained within. Past performance is not necessarily an indication of future performance. Opinions expressed in this Factsheet are our view as at the date of issue and may change.

**Castle Point Ranger Fund received a 5 Star Overall Morningstar Rating™, a 5 Star 3-Year Morningstar Rating™ and a 5 Star 5-Year Morningstar Rating™ out of 25 funds for Overall and 3-Year, whereas 24 funds for 5-Year in Equity Region Australasia funds as of 13/10/2020**

© 2020 Morningstar, Inc. All rights reserved. Neither Morningstar, its affiliates, nor the content providers guarantee the data or content contained herein to be accurate, complete or timely nor will they have any liability for its use or distribution. Any general advice or 'class service' have been prepared by Morningstar Australasia Pty Ltd (ABN: 95 090 665 544, AFSL: 240892) and/or Morningstar Research Ltd, subsidiaries of Morningstar, Inc, without reference to your objectives, financial situation or needs. Refer to our Financial Services Guide (FSG) for more information at [www.morningstar.com.au/s/fsg.pdf](http://www.morningstar.com.au/s/fsg.pdf). You should consider the advice in light of these matters and if applicable, the relevant Product Disclosure Statement before making any decision to invest. Our publications, ratings and products should be viewed as an additional investment resource, not as your sole source of information. Past performance does not necessarily indicate a financial product's future performance. To obtain advice tailored to your situation, contact a professional financial adviser.

The Morningstar Rating is an assessment of a fund's past performance – based on both return and risk – which shows how similar investments compare with their competitors. A high rating alone is insufficient basis for an investment decision.

