



Ranger Fund

31 March 2021

Performance Commentary

The Ranger Fund was down 0.74% in March.

The largest detractor to performance for the month was AMA Group. While its recent result was in-line with guidance, the unseemly departure of the previous CEO earlier in the year appears to still be concerning some investors, its share price was down 18% in March. In our opinion, the new CEO and his executive team have the capability to deliver value to shareholder over the long-term.

The largest positive contributor for the fund was AFT Pharmaceuticals, which rallied 17%. This performance was mainly a recovery from weakness in February, as there were no material announcements by the company in March.

Fund Strategy

The investment strategy of the fund is to exploit market inefficiencies resulting from a bias to short term performance by financial market investors, through investing in a range of Australasian assets. Castle Point has broad discretion on the type and proportion of Australasian assets the fund invests into. Given the broad investment mandate of the fund there is no target asset allocation or investment mix. There are some restrictions and investment limits on certain assets. Refer to the fund's current statement of investment policy and objectives.

Performance to 31 March 2021 (net of fees)

	Past Month	Past Quarter	Past Year	Past 3 Years (p.a.)	Past 5 Years (p.a.)	Since Inception (p.a.)*
Ranger Fund	-0.74%	-2.72%	56.75%	15.16%	18.34%	14.08%
NZ Official Cash Rate plus 5%	0.44%	1.27%	5.25%	6.06%	6.38%	6.90%
Over/Under Performance	-1.18%	-3.99%	+51.50%	+9.10%	+11.96%	+7.18%

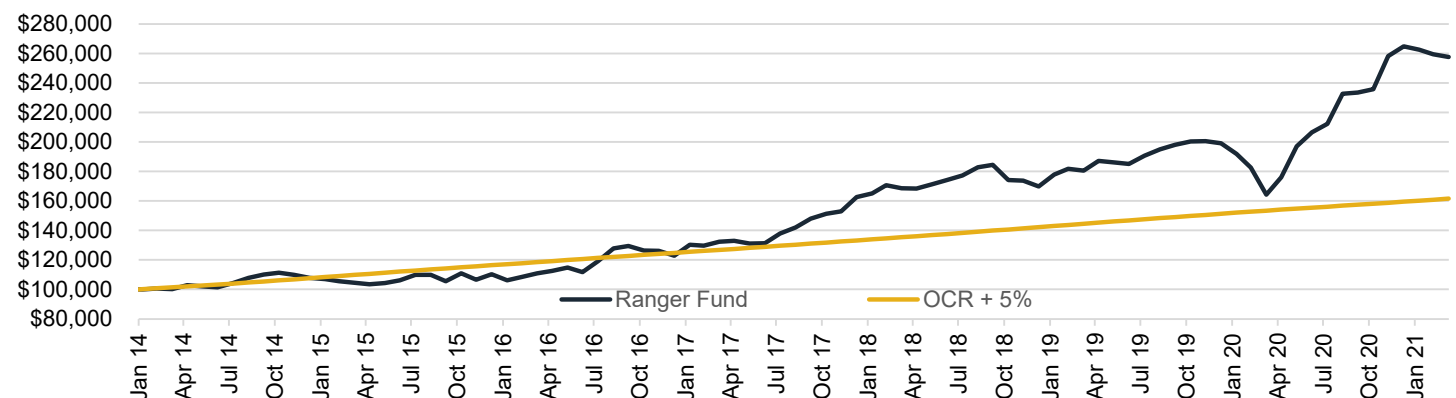
*Fund inception 24th January 2014

For performance versus a market index, refer to our quarterly Fund Update

Key Facts

Supervisor	Public Trust	Distribution	None
Custodian	MMC limited	Return Target	NZ OCR + 5%
Administrator	MMC limited	Recommended Investment Horizon	Long term (at least 5 years)
Auditor	PwC	Minimum Initial Investment	\$10,000
Liquidity	Daily	Minimum Additional Investment	\$1,000

Growth of \$100,000 after fees



Past performance is not necessarily an indication of future performance.





Ranger Fund

31 March 2021

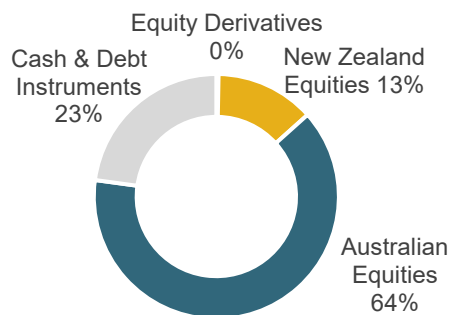
Largest Equity Holdings

Redbubble	AUD	6.8%
Fletcher Building	NZD	6.0%
AFT Pharmaceuticals	NZD	6.0%
IVE Group	AUD	5.7%
Retail Food Group	AUD	5.4%
OFX Group	AUD	5.3%
Corporate Travel Management	AUD	5.3%
Macmahon Holdings	AUD	5.2%
The Reject Shop	AUD	5.2%
AMA Group	AUD	4.9%
Other Australasian Listed Holdings		21.2%
Equity Derivatives		0.3%
Cash & Debt Instruments		22.8%

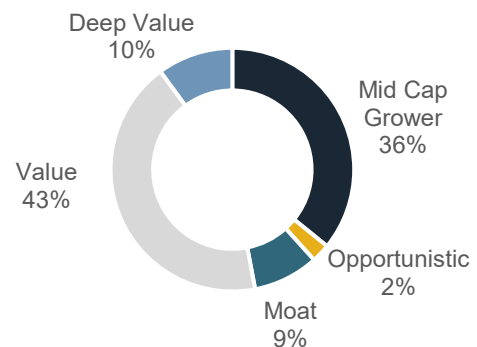
Monthly Voting and Engagement

	For	Against	Abstained	Total Votes
None for the period	-	-	-	-

Holdings By Country



Equity Holdings by Category



Fees: 1.05% capped management fee plus a performance fee equal to 15% of any returns above the performance hurdle. The performance hurdle is the New Zealand Official Cash Rate plus 5%. A perpetual High Water Mark applies to the performance hurdle. No entry or exit fees are currently charged.



Morningstar Rating™ as at 28.02.21



Castle Point Funds 2021 Winner of the Morningstar Fund Manager of the Year: Domestic Equities, New Zealand



Zenith FundSource Australasian Equities Manager of the Year 2019 and Zenith FundSource Boutique Manager of the Year 2019

Castle Point has taken all reasonable care in the preparation of this Factsheet, however accepts no responsibility for any errors or omissions contained within. Opinions expressed in this Factsheet are our view as at the date of issue and may change.

Castle Point Ranger Fund received a 5 Star Overall Morningstar Rating™, a 4 Star 3-Year Morningstar Rating™ and a 5 Star 5-Year Morningstar Rating™ out of 25 funds for Overall and 3-Year, whereas 24 funds for 5-Year in Equity Region Australasia funds as of 28/02/2021

© 2021 Morningstar, Inc. All rights reserved. Neither Morningstar, its affiliates, nor the content providers guarantee the data or content contained herein to be accurate, complete or timely nor will they have any liability for its use or distribution. Any general advice or 'class service' have been prepared by Morningstar Australasia Pty Ltd (ABN: 95 090 665 544, AFSL: 240892) and/or Morningstar Research Ltd, subsidiaries of Morningstar, Inc, without reference to your objectives, financial situation or needs. Refer to our Financial Services Guide (FSG) for more information at www.morningstar.com.au/s/fsg.pdf. You should consider the advice in light of these matters and if applicable, the relevant Product Disclosure Statement before making any decision to invest. Our publications, ratings and products should be viewed as an additional investment resource, not as your sole source of information. Past performance does not necessarily indicate a financial product's future performance. To obtain advice tailored to your situation, contact a professional financial adviser.

The Morningstar Rating is an assessment of a fund's past performance – based on both return and risk – which shows how similar investments compare with their competitors. A high rating alone is insufficient basis for an investment decision.

Morningstar Awards 2021©. Morningstar, Inc. All Rights Reserved. Awarded to Castle Point Funds for 2021 Winner of the Morningstar Fund Manager of the Year: Domestic Equities, New Zealand